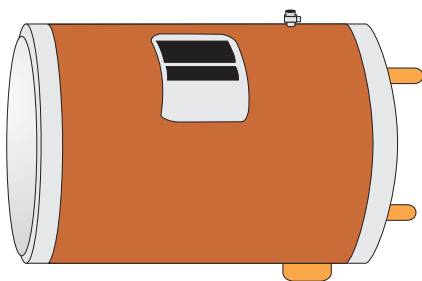


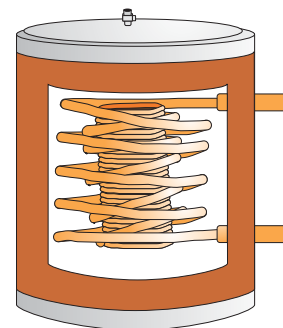
Instant hot water from your diesel heater or engine.



The Everhot tankless hot water heater is rated by GPM flow of your potable water pump. The Everhot comes in sizes rated from 4 GPM to 100 GPM in both horizontal and vertical mounting styles. The Ever hot can be installed into separate heating systems, or into your engine coolant lines.



The Everhot is filled with 16 feet of copper tubing to provide on demand hot water from your heating system. With this form of domestic water heating, you will run out of hot water when you run out of domestic water.

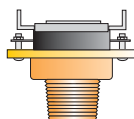


Model #	Weight	Sq. Ft. Htg. Surface	Boiler Fittings	Domestic Water Fittings	Diameter	Height
#4	33	15.28	2"	1/2"	12 3/4"	16 1/4"
#6	37	17.43	2"	1/2"	12 3/4"	18 1/4"
#8	43	23.98	2"	1/2"	12 3/4"	20 1/4"
#10	51	30.23	2"	1/2"	12 3/4"	22 1/4"
#12	57	34.66	2"	1/2"	12 3/4"	25 1/4"

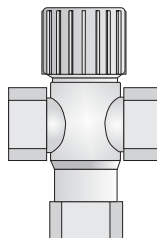
The Everhot has optional components available from SMS to facilitate installation and tailor the Everhot to your specific needs.



Mounting bracket-This part is to mount your Everhot securely to a bulkhead in an elevated space, or to the deck.



Everhot Aquastat- This part can be wired into your Webasto hot water system to turn heater on and off for hot water only. This should be used in conjunction with a summer valve.



Mixing valve- This part is plumbed into your domestic water system to adjust water temperature from 110 degrees to 145 degrees Fahrenheit by mixing your cold water and the water heated by the Everhot.